

## 구리 회수를 위한 식물뿌리 기반 친환경 바이오 흡착제의 적용 - 합성수지와와의 비교

### Application of Environmental Friendly Bio-adsorbent based on a Plant Root for Copper Recovery Compared to the Synthetic Resin

Shilpa K. Bawkar<sup>\*\*\*\*</sup>, <sup>§</sup>Manis K. Jha<sup>\*</sup>, Pankaj K. Choubey<sup>\*</sup>, Rukshana Parween<sup>\*</sup>, Rekha Panda<sup>\*</sup>,  
Pramod K. Singh<sup>\*\*</sup> and <sup>§§</sup>Jae-chun Lee<sup>\*\*\*</sup>

<sup>\*</sup>Metal Extraction and Recycling Division, CSIR-National Metallurgical Laboratory, Jamshedpur 831007, India

<sup>\*\*</sup>Netaji Subhas University, Pokhari, Jamshedpur-831012, India

<sup>\*\*\*</sup>Resources Recycling Research Center, Korea Institute of Geoscience and Mineral Resources (KIGAM),  
Daejeon 34132, Republic of Korea

#### 요 약

구리는 우수한 특성, 특히 높은 전도성과 낮은 저항으로 인해 전기/전자 제조 산업에 널리 사용되는 비철금속 중 하나이다. 이러한 산업의 표면 처리 공정에서는 구리 함량이 높은 폐수가 발생하며, 직간접적으로 수계로 배출된다. 이는 심각한 환경 오염을 일으키고 또한 귀중한 유용금속의 손실을 초래한다. 이러한 문제를 극복하기 위하여, 효율적이고 저렴하며 친환경적인 흡착제를 찾기 위한 목적으로 흡착 분야에서 전 세계적으로 지속적인 연구개발이 진행되고 있다. 이러한 점을 고려하여, 본 연구에서는 위와 같은 폐수로부터 구리 흡착을 위한 바이오 흡착제로서 식물뿌리(Datura 뿌리 분말)의 성능을 합성 흡착제(Tulsion T-42)와 비교하였다. 실험은 흡착제 투여량, 접촉 시간, pH, 주입액 농도 등의 변수들을 최적화하기 위하여 회분식으로 수행되었다. 초기구리농도가 100 ppm이고 pH가 4인 주입액에서, 0.2 g Datura 뿌리 분말을 15분간 접촉하였을 때 구리 흡착율은 95%이었으며, 0.1 g Tulsion T-42은 30분간 접촉에서 95%의 흡착율을 나타내었다. 두 흡착제의 흡착 데이터는 Freundlich 등온선과 잘 일치하였으며, 유사 2차 속도식을 따르는 것을 나타내었다. 전체 결과는 본 연구의 바이오 흡착제가 표면처리 공정의 폐액 또는 폐수로부터 금속 회수에 적용될 가능성을 보여주고 있다.

**주제어 :** 흡착, Datura 뿌리 분말, Tulsion T-42, 폐수 처리, 구리, 환경, 바이오 흡착제

#### Abstract

Copper is one of the non-ferrous metals used in the electrical/electronic manufacturing industries due to its superior properties particularly the high conductivity and less resistivity. The effluent generated from the surface finishing process of these industries contains higher copper content which gets discharged in to water bodies directly or indirectly. This causes severe environmental pollution and also results in loss of an important valuable metal. To overcome this issue, continuous R & D activities are going on across the globe in adsorption area with the purpose of finding an efficient, low cost and ecofriendly adsorbent. In view of the above, present investigation was made to compare the performance of a plant root (Datura root powder) as a bio-adsorbent to that of the synthetic one (Tulsion T-42) for copper adsorption from such effluent. Experiments were carried out in batch studies to optimize parameters such as adsorbent dose, contact time, pH, feed concentration, etc.

· Received : August 4, 2022 · Revised : August 10, 2022 · Accepted : August 10, 2022

<sup>§</sup> Corresponding Author : Manis K. Jha (E-mail : mkjha@nmlindia.org)

Metal Extraction and Recycling Division, CSIR-National Metallurgical Laboratory, Jamshedpur 831007, India

<sup>§§</sup> Corresponding Author : Jae-chun Lee (E-mail : jclee@kigam.re.kr)

Resources Utilization Division, Korea Institute of Geoscience and Mineral Resources, 124 Gwahak-ro, Yuseong-gu, Daejeon 34132 Korea

©The Korean Institute of Resources Recycling. All rights reserved. This is an open-access article distributed under the terms of the Creative Commons Attribution Non-Commercial License (<http://creativecommons.org/licenses/by-nc/3.0/>), which permits unrestricted non-commercial use, distribution and reproduction in any medium, provided the original work is properly cited.

Results of the batch experiments indicate that 0.2 g of *Datura* root powder and 0.1 g of Tulsion T-42 showed 95% copper adsorption from an initial feed/solution of 100 ppm Cu at pH 4 in contact time of 15 and 30 min, respectively. Adsorption data for both the adsorbents were fitted well to the Freundlich isotherm. Experimental results were also validated with the kinetic model, which showed that the adsorption of copper followed pseudo-second order rate expression for the both adsorbents. Overall result demonstrates that the bio-adsorbent tested has a potential applicability for metal recovery from the waste solutions/effluents of metal finishing units. In view of the requirements of commercial viability and minimal environmental damage there from, *Datura* root powder being an effective material for metal uptake, may prove to be a feasible adsorbent for copper recovery after the necessary scale-up studies.

**Key words :** Adsorption, *Datura* root powder, Tulsion T-42, Effluent treatment, Copper, Environment, Bioadsorbent

## 1. Introduction

Metals are essentially utilized in modern society and have significant role in industrial processing due to its unique properties. Recent technological innovations and its swift commercialization increased the demand of metals in industrial application. Especially copper is one of the essential metals used in electronic industry due to higher conductivity and less resistance property<sup>1)</sup>. Natural resources of these metals are getting depleted due to its high demand and limited availability. Despite of strict environmental regulations, effluent generated from these industries contains large amount of heavy metals including copper, which gets discharged in to water bodies directly or indirectly<sup>2)</sup>. This creates water pollution, which depletes quality of water and shows harmful effect on human health and organism by bioaccumulation<sup>3)</sup>. Consumption of copper above 5 ppm (According to WHO norms) can lead to several health issues like hepatotoxic and nephrotoxic effect, gastrointestinal diseases, hemolysis and ultimately Wilsons disease<sup>1)</sup>. To overcome such issues, industrial effluent/ waste water treatment was performed for metal recovery.

Many authors have reported different techniques of effluent treatment viz. membrane filtration, coagulation-flocculation, chemical precipitation, electrochemical recovery, solvent extraction, ion-exchange, adsorption etc. But all these techniques attained some problems in cost of operation, sludge generation, time consuming, critical handling, etc. Amongst these techniques, adsorption

method based on ion exchange technique found to be appropriate, cost effective, efficient method showing faster kinetics. This process can recover metals from dilute effluent in the range of parts per million<sup>4)</sup>.

Many biological and synthetic adsorbents were investigated for copper reclamation from industrial effluents<sup>5-8)</sup>. Bioadsorbent like Sunflower stalk, banana peel, neem leaf powder, cow bone charcoal was utilized for copper recovery from effluents. Cow bone charcoal and neem leaf powder had shown maximum adsorption potential i.e. 9615 and 185.58 mg/g, respectively<sup>9,10)</sup>.

*Datura* (*Datura innoxia*) plant leaves were utilized for recovery of cadmium, chromium and lead from aqueous solution showing high adsorption potential<sup>11)</sup>, *Datura* (*Datura stramonium*) fruit was utilized for chromium adsorption from waste water showing 44.34 mg/g adsorption capacity<sup>12)</sup>. *Datura* (*Datura stramonium*) root powder selected for this study has still not been reported as an adsorbent for copper recovery from effluents. Synthetic adsorbent like Amberlite IR 120 Na, Purolite S 984, Lewatit MonoPlus TP 220, etc were studied. Amongst all Lewatit MonoPlus TP 220 had shown maximum adsorption i.e. 230 mg/g<sup>1,13)</sup>, while Tulsion T-42 selected for this study, has also not been reported as an adsorbent for copper recovery from aqueous solutions.

Plant root adsorbents are environment friendly, cost effective, and easily available as compared to synthetic adsorbent which has different environment issues and challenges like disposal of adsorbent after it get poisoned<sup>14)</sup>. Keeping in view of the above, the present investigation

has been made to compare two adsorbents i.e. *Datura* (*Datura stramonium*) root powder and synthetic Tulsion T-42 for the adsorption of copper in cost effective way. Various process parameters like adsorbent dose, pH, feed concentration, contact time, etc. have been optimized for maximum adsorption of copper. Based on these studies, process can be developed for copper recovery using *Datura* root powder for commercial exploitation after the scale up studies.

## 2. Experimental Section

### 2.1. Materials

Effluent having copper concentration of 50–250 ppm was taken for the studies. Synthetic solution of the effluent was prepared by dissolving estimated quantity of its sulfate salt in distilled water. Biological adsorbent *Datura* root powder was prepared in the laboratory by some initial treatment, while synthetic adsorbent Tulsion T-42 was supplied by Thermax, India. Laboratory grade chemicals like copper sulfate, hydrochloric acid, sulfuric acid, ammonium hydroxide were purchased from E. Merck, India for the use of experimental purpose.

### 2.2. Methods

#### 2.2.1. Preparation of adsorbent

*Datura* plants were collected from the road side land/bushy areas; and the roots were separated from the plant. Collected root sample was first washed with tap water thoroughly to remove soil particles then with distilled water for complete cleaning. Further, roots were cut into small pieces and kept in an oven at 100°C until dry weight of roots become constant<sup>11</sup>). Then sample was crushed in to motor and pestle to get fine *Datura* root powder. This root powder was taken directly for adsorption studies without any further activation process, while Tulsion T-42 (polystyrene copolymer with active group –SO<sub>3</sub>H) was used for experimental purpose without any purification.

#### 2.2.2. Adsorption studies

Batch experiments for the adsorption of copper from dilute solution/effluent were carried out in 100 ml conical flask using *Datura* root powder or Tulsion T-42 varying different ratio of adsorbent and feed solution at room temperature. Mixing of the solution was done by using wrist action shaking machine. Different process parameters such as adsorbent dose, feed concentration, pH, etc. were standardised for maximum adsorption. The pH was varied in the range of 1 to 6 by using diluted ammonium hydroxide or diluted sulfuric acid.

Column experiments were performed to study adsorption process in continuous mode using cylindrical column having dimensions 50 cm of height and 2 cm of diameter. Column adsorption experiments using *Datura* root powder and Tulsion T-42 were performed by adjusting flow rate of copper solution to pass in the rate of 10–20 mL/min in continuous mode. Samples were collected at fixed time interval. Elution of loaded copper from adsorbent surface was done by using 10 % sulfuric acid in 60 min.

#### 2.2.3. Analytical studies

CL 46 pH meter (Toshniwal Pvt. Ltd., Ajmer) was used to check and maintain the equilibrium pH of feed and raffinate for gaining maximum copper adsorption. Copper concentration in raffinate was detected by using Atomic Absorption Spectrophotometer (AAS) (Perkin Elmer model, USA) using 324.8 nm wavelength.

Adsorption percentage was calculated by using Equation (1)

$$\% \text{ Adsorption} = [(C_o - C_e)/C_o] * 100 \quad (1)$$

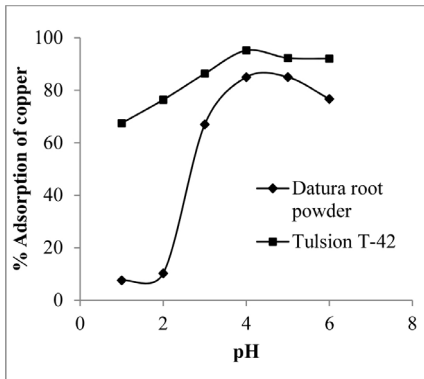
$C_o$  = Initial copper concentration in aqueous feed solution (ppm)

$C_e$  = Copper concentration in the raffinate at equilibrium (ppm)

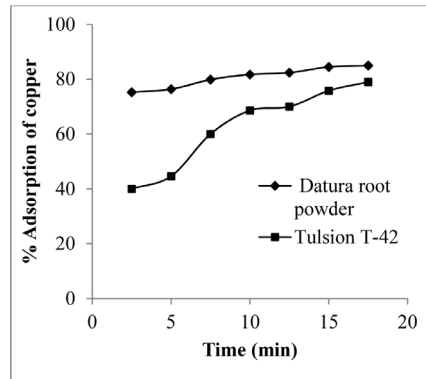
Adsorption capacity was determined by using Equation (2)

$$q_e = [(C_o - C_e)/m] * V \quad (2)$$

$m$  = Mass of adsorbent (gm)



**Fig. 1.** Effect of pH (Adsorbent: 0.1 g Datura root powder/ Tulsion T-42; Contact time: 15 min for Datura root powder and 30 min for Tulsion T-42; Copper concentration in Aq. feed: 100 ppm).



**Fig. 2.** Effect of contact time (Adsorbent: 0.1 g Datura root powder/ Tulsion T-42; Copper concentration in Aq. feed: 100 ppm; Initial pH: 4).

$V$  = volume of adsorbate (L)

$q_e$  = Adsorption capacity (mg/g)<sup>15)</sup>

### 3. Result and Discussion

Replica of original effluent containing copper solution in the range of 50–250 ppm was contacted with plant root/ synthetic adsorbent by varying contact time, adsorbent dose, metal concentration in aqueous feed, etc.

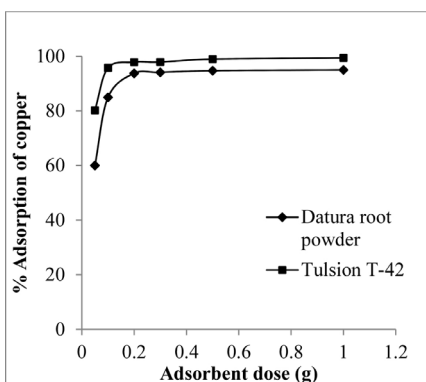
#### 3.1. Effect of pH

Effect of pH on the adsorption of copper was studied by varying pH of aqueous solution from 1 to 6 by keeping all other process parameters constant. Experiments were performed by taking 0.1 g of adsorbent in each case (Datura root powder/Tulsion T-42) per 50 ml of aqueous feed solution containing 100 ppm copper solution. Result indicates that adsorption percentage of copper with increase in pH 1 to 4 was found to be increased from 7.58 to 84.97 and 67.48 to 95.15 in case of Datura root powder and Tulsion T-42, respectively. Copper adsorption was decreased with further increase in pH. It indicates pH 4 is equilibrium pH showing maximum adsorption in each case (Datura root powder/ Tulsion T-42) (Fig. 1). pH is one of the important parameter for adsorption process as this technique involves the exchange of ion which can

compete with  $H_3O^+$  ions present in aqueous solution. As pH varies the concentration of these ions with respect to metal ions also varies<sup>16)</sup>. Hence, pH 4 was selected for further adsorption studies.

#### 3.2. Effect of contact time

Further, to optimize the contact time, the adsorbent and copper metal solutions were contacted at different time period between 2.5 to 20 min, keeping all other parameters constant. Experiments were conducted by taking 0.1 g of adsorbent in each case (Datura root powder/Tulsion T-42) per 50 ml of aqueous feed solution containing 100 ppm copper solution at pH 4. Result indicated that there was increase in adsorption percentage of copper from 75.24 to 85 and 40 to 79 in case of Datura root powder and Tulsion T-42, respectively with increase in contact time from 2.5 to 15 min until equilibrium was attained. It states that 15 min time was found sufficient for Datura root powder for maximum adsorption, while more than 15 min time was required in case of Tulsion T-42 to attain equilibrium (Fig. 2). It may be attributed for change in interaction between copper ions and adsorbent surface with respect to time. Initially adsorption process was occurred at faster rate due to the availability of more surface area for copper adsorption and slows down later as equilibrium attained<sup>17)</sup>.



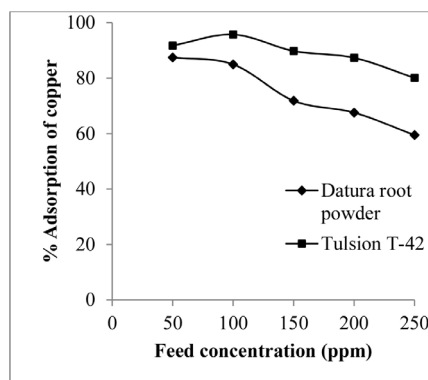
**Fig. 3.** Effect of adsorbent dose (Copper concentration in Aq. feed: 100 ppm; Contact time: 15 min for Datura root powder and 30 min for Tulsion T-42; Initial pH: 4).

### 3.3. Effect of adsorbent dose

At the optimized pH and contact time, effect of adsorbent dose was studied. Minimum adsorbent dose for maximum adsorption process of metal is one of the essential factors to study adsorption behaviour of adsorbent. Experiments were performed by varying adsorbent dose from 0.05 to 1 g (Datura root powder/ Tulsion T-42) per 50 ml of aqueous feed solution containing 100 ppm copper concentration at pH 4. Result indicates that 0.2 g Datura root powder was necessary for complete adsorption, while 0.1 g of Tulsion T-42 was found sufficient for maximum adsorption (Fig. 3). It indicates that increase in adsorbent dose from 0.05 to 1 g leads to increase in copper adsorption percentage from 60 to 95 and 80.24 to 99.24 in case of Datura root powder and Tulsion T-42, respectively. It may be due to increase in adsorption site with respect to increase in adsorption dose<sup>10</sup>). To compare experimental results, 0.1 g dose was fixed for further studies.

### 3.4. Effect of aqueous feed concentration

Effect of copper concentration in aq. feed on the copper adsorption process was investigated by varying copper concentration from 50 to 250 ppm in feed. The studies were performed by taking 0.1 g of adsorbent dose (Datura root powder/ Tulsion T-42) per 50 ml

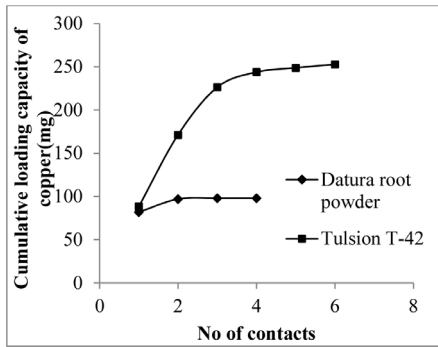


**Fig. 4.** Effect of Feed concentration (Adsorbent: 0.1 g Datura root powder/ Tulsion T-42; Contact time: 15 min for Datura root powder and 30 min for Tulsion T-42; Initial pH: 4).

aqueous feed solution and kept in contact for 15 min for Datura root powder and 30 min for Tulsion T-42 at pH 4. Result indicates that copper adsorption percentage decreased from 84.97 to 59.19 and 95.78 to 85.11 in case of Datura root powder and Tulsion T-42, respectively with increase in copper concentration from 100 ppm to 250 ppm (Fig. 4). It can be attributed to the exchange sites present on adsorbent getting saturated at equilibrium metal concentration and thus further increase in metal concentration decreases adsorption percentage<sup>18</sup>).

### 3.5. Loading capacity of adsorbents

After the optimization of all experimental parameters, the determination of loading capacity of both the adsorbents were studied. Maximum loading capacity of adsorbent was determined by repetitive contact of the 50 ml fresh aqueous feed solution containing 100 ppm copper and same adsorbent (Datura root powder/ Tulsion T-42). Multiple repeated contacts with previously loaded adsorbent gave idea about maximum loading capacity of adsorbent. For efficient comparative study of copper adsorption using both the adsorbents, the similar experimental conditions (30 min contact time, 0.1 g adsorbent dose, pH 4) were maintained. Result indicates that 2 contacts of 100 ppm copper solution were required for saturation of 0.1 g of Datura root powder, while 5



**Fig. 5.** Cumulative loading capacity of adsorbent (Adsorbent: 0.1 g Datura root powder/ Tulsion T-42; Contact time: 30 min for both the adsorbents ; Initial pH: 4).

contacts of 100 ppm copper solution were found to be needed for complete saturation of 0.1 g of Tulsion T-42 (Fig. 5). It showed copper adsorption capacity of Datura root powder was 997 mg/g, while adsorption capacity of Tulsion T-42 was found 2570 mg/g. Loaded adsorbent with copper was eluted successfully to get copper enriched solution using of 10 % sulfuric acid in 60 min.

**3.6. Column studies**

Based on the batch adsorption studies optimization, further study was validated in column. Column experiments were performed to study adsorption behaviour of these adsorbent in continuous mode of operation. Experiments were performed by taking 1 g of adsorbent (Datura root powder/ Tulsion T-42) and 250 ppm copper solution having pH 4 in column. 10–20 mL/ min flow rate was adjusted to pass aqueous feed solution in continuous mode. The obtained experimental result from batch scale adsorption studies was validated satisfactorily with the result of column studies. Cumulative loading capacity of both the adsorbent (Datura root powder, Tulsion T-42) were compared. It indicates that adsorption of copper in Datura root powder equally stands with the adsorption of copper using Tulsion T-42. Loaded adsorbent with copper was eluted successfully to get copper enriched solution using of 10 % sulfuric acid in 60 min.

**Table 1.** Rate constants for first and second order for the adsorption of copper on Datura root powder and Tulsion T-42 adsorbent

Adsorbent	Constants of kinetics expression : first order rate expression	
	$k_1$ (min <sup>-1</sup> )	R <sup>2</sup>
Datura root powder	0.158	0.785
Tulsion T-42	0.094	0.963
Adsorbent	Constants of kinetics expression : second order rate expression	
	$k_2$ (min <sup>-1</sup> )	R <sup>2</sup>
Datura root powder	0.040	0.998
Tulsion T-42	0.003	0.984

**3.7. Kinetics of adsorption**

Mechanism of copper adsorption on Datura root powder and Tulsion T-42 adsorbent were determined using kinetic models. Pseudo first order and pseudo second order kinetic equations were calculated by using aqueous feed solution containing 100 ppm copper.

Equation (3) represents pseudo first order rate reaction as follows:

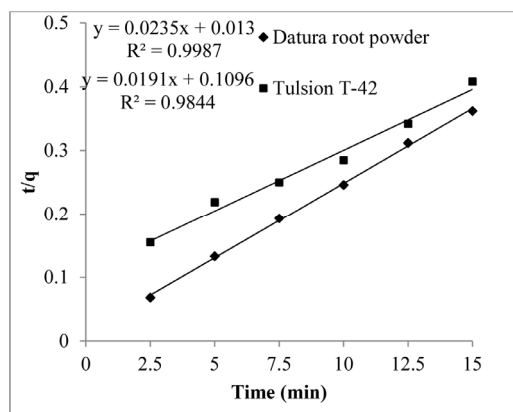
$$(dq/dt) = k_1 (q_e - q) \tag{3}$$

Where, t is contact time,  $k_1$  is rate constant (min<sup>-1</sup>), q and  $q_e$  are the amount of copper (mg/g) adsorbed on adsorbent at start and at equilibrium, respectively. Integrating and applying boundary conditions ( $t= 0$  and  $q= 0$  to  $t= t$  and  $q= q_e$ ) on Equation (3), it takes form as follows

$$\log (q_e - q) = \log q_e - (k_1/2.303) t \tag{4}$$

To calculate rate constant  $k_1$ , graph was plotted by taking  $\log (q_e - q)$  against time (min)<sup>1</sup>. Rate constant  $k_1$  and correlation coefficient R<sup>2</sup> were determined from the slopes obtained from the graph mentioned in Table 1.

Second order kinetics for copper adsorption was obtained by putting same experimental data in to following Equation (5)



**Fig. 6.** 2<sup>nd</sup> order reaction (Adsorbent: 0.1 g Datura root powder/ Tulsion T-42; Copper concentration in Aq. feed: 100 ppm; Initial pH: 4).

$$(dq/dt) = k_2 (q_e - q)^2 \quad (5)$$

Where,

$t$  is contact time,  $k_1$  is rate constant ( $\text{min}^{-1}$ ),  $q$  and  $q_e$  are the amount of copper ( $\text{mg/g}$ ) adsorbed on adsorbent at start and at equilibrium, respectively. Integrating and applying boundary conditions ( $t=0$  and  $q=0$  to  $t=t$  and  $q=q_e$ ) on Equation (5), it takes form as follows

$$(t/q) = (1/h) + (1/q_e) t \quad (6)$$

Where,  $h = k_2 q_e^2$

To calculate rate constant  $k_2$ , graph was plotted by taking  $(t/q)$  against time (min). Rate constant  $k_2$  and correlation coefficient  $R^2$  was determined from the slope obtained from the graph (Fig. 6) and also mentioned in Table 1.

Second order rate reaction was more satisfactorily followed by Datura root powder and Tulsion T-42 as compared to first order rate reaction.

### 3.8. Adsorption isotherm

Langmuir and Freundlich adsorption isotherm are mostly used to justify adsorption phenomenon. Results obtained from batch adsorption studies were examined by using these isotherm equations. Langmuir isotherm

**Table 2.** Rate constants for Langmuir and Freundlich adsorption isotherm for copper adsorption on Datura root powder and Tulsion T-42 adsorbent

Adsorbent	Constants of kinetics expression : Langmuir adsorption isotherm		
	$q_m$ (mg/g)	$k_l$	$R^2$
Datura root powder	32.24	1552.25	0.910
Tulsion T-42	32.25	1552	0.451
Adsorbent	Constants of kinetics expression : Freundlich adsorption isotherm		
	$n$	$k_f$	$R^2$
Datura root powder	0.248	14.62	0.931
Tulsion T-42	0.273	13.86	0.955

model is based on concept as metal ion uptake occurs on homogeneous adsorbent surface by single layer adsorption without interaction between adsorbed ions. Langmuir equation is represented by Equation (7) as follows

$$1/q = [(1/k_l \cdot q_m) (1/C_e) + (1/q_m)] \quad (7)$$

Where,

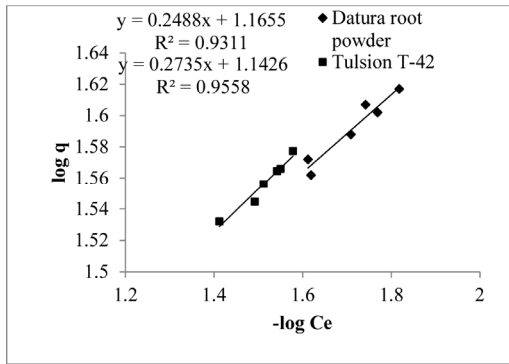
$C_e$  is equilibrium concentration of copper metal in solution ( $\text{mg/mL}$ ),  $q$  is amount of metal adsorbed at equilibrium,  $k_l$  is Langmuir constant, and  $q_m$  is adsorption capacity of adsorbent ( $\text{mg/g}$ ).

To calculate Langmuir constant  $k_l$ , graph was plotted by taking  $1/C_e$  against  $1/q$ . Langmuir constant  $k_l$ , correlation coefficient  $R^2$  was determined from the slope obtained from the graph which is mentioned in Table 2.

While, Freundlich isotherm model is based on concept that metal ion uptake occurs in heterogeneous surface on multiple layer with proper interaction between the ions. Freundlich equation is represented by Equation (8) as follows

$$q = k_f \cdot (C_e)^n \quad (8)$$

Where,  $q$  is amount of copper metal adsorbed at equilibrium ( $\text{mg/g}$ ),  $C_e$  is equilibrium concentration of copper



**Fig. 7.** Freundlich adsorption isotherm (Adsorbent: 0.1 g Datura root powder/ Tulsion T-42; Copper concentration in Aq. feed: 100 ppm; Contact time: 2.5 to 15 min; Initial pH: 4).

metal in solution (mg/mL),  $k_f$  is Freundlich constant and  $n$  is Freundlich exponent.

Logarithmic form of Equation (8) is

$$\log (q) = n \log (C_e) + \log k_f \tag{9}$$

To calculate Freundlich constant  $k_f$ , graph was plotted by taking  $\log (C_e)$  against  $\log (q)$ . Freundlich constant  $k_f$ , correlation coefficient  $R^2$  was determined<sup>1)</sup> from the slopes obtained from the graph (Fig. 7) of our experimental results, which is also mentioned in Table 2. Freundlich adsorption isotherm was found to be more suitable for Datura root powder and Tulsion T-42 with  $R^2$  value 0.931 and 0.955, respectively which indicates multilayer and heterogeneous copper adsorption process.

#### 4. Conclusions

Batch and column experiments for copper adsorption were carried out to compare copper adsorption behavior of plant root adsorbent (Datura root powder) and synthetic (Tulsion T-42) adsorbent. Based on the obtained results following conclusions have been made, which are as follows:

- 95% copper adsorption was obtained for Datura root powder by using 0.2 g of adsorbent at 15 min contact

time, while Tulsion T-42 required 0.1 g dose and 30 min contact time at pH 4.

- Kinetics data found to be fitted well in pseudo second order rate reaction and follows Freundlich adsorption isotherm for both adsorbents.
- Copper from the metal loaded adsorbents was eluted completely using 10% sulfuric acid in 60 min contact time to get copper enriched solution.
- Datura plant root adsorbent can replace the synthetic adsorbent to improve the cost efficiency of process related to copper adsorption from industrial effluents.
- The disposal issue related to poisoned synthetic resin (Tulsion T-42) can be solved by using plant root adsorbent (Datura root powder), which is environmental and easily disposable.

Datura plants are easily available in bushy areas, road side or forest. Therefore, it can be considered as efficient bioadsorbent for copper reclamation having potential to get commercialized after the scale up studies.

#### References

1. Jha, M. K., Nguyen, N. V., Lee, J.-c., et al., 2008 : Adsorption of copper from the sulphate solution of low copper contents using the cationic resin Amberlite IR 120, J. of Haz. Materials, 164(2-3), pp.948–953.
2. Panda, R., Dinkar, O. S., Jha, M. K., et al., 2020 : Novel approach for selective recovery of gold, copper, and iron as marketable product from industrial effluent, Gold Bulletin, 53, pp.11–18.
3. Roh, H. G., Kim, S. G., and Jung, J., 2014 : Adsorption of heavy-metal ions ( $Pb^{2+}$ ,  $Cu^{2+}$ ) on perm-lotion-treated human hair, Korean J. of Chem. Eng., 31(2), pp.310–314.
4. Gautam, R. K., Mudhoo, A., Lofrano, G., et al., 2014 : Biomass-derived biosorbents for metal ions sequestration: Adsorbent 3 modification and activation methods and adsorbent regeneration, J. of Env. Chem. Eng., 244, pp.1–21.
5. Hussein B. I., 2010 : Removal of copper ion from waste water by adsorption with modified and unmodified sunflower stalk, J. of Eng, 16, pp.5411–5421.
6. Pavithra, S., Thandapani, G., Sugashini S., et al., 2021 : Batch adsorption studies on surface tailored chitosan/orange peel hydrogel composite for the removal of Cr(VI) and Cu(II) ions from synthetic wastewater, Chemosphere,



- 271, 129415.
7. Hossain, M. A., Ngo, H. S., Guo W. S., et al., 2012 : Biosorption of Cu(II) From Water by Banana Peel Based Biosorbent: Experiments and Models of Adsorption and Desorption, *J. of Wat. Sustain.*, 2(1), pp.87–104.
  8. Ngueagni P. T., Woumfo, E. D., Kumar, P. S., et al., 2019 : Adsorption of Cu(II) ions by modified horn core: effect of temperature on adsorbent preparation and extended application in river water, *J. of Mol. Liq.*, 298, 112023.
  9. Ghrab, S., Benzina, M., Lambert, S. D., 2017 : Copper adsorption from waste water using bone charcoal, *Adv. in Mat. Phy. and Chem.*, 7, 139–147.
  10. Patel, H., 2020 : Batch and continuous fixed bed adsorption of heavy metals removal using activated charcoal from neem (*Azadirachta indica*) leaf powder, *Sci. Reports*, 10, 16895.
  11. Begum, S. A., Yadamari, T., Yakkala, K., et al., 2015 : Adsorption and equilibrium studies of cadmium(II), chromium(VI) and lead(II) ions using ecofriendly biosorbent, *Inter. J. of Eng. Res. & Tech.*, 4(5), pp.696–702.
  12. Kumar, S., Shahnaz, T., Selvaraju, N., et al., 2020 : Kinetic and thermodynamic studies on biosorption of Cr(VI) on raw and chemically modified *Datura stramonium* fruit, *Env. Monitor. Assess.*, 192, 248.
  13. Wolowicz, A., Hubicki, Z., 2020 : Enhanced removal of copper(II) from acidic streams using functional resins: batch and column studies, *J. of Materials Sci.*, 55, 13687–13715.
  14. Szali, N., Harun, Z., Szali, N., 2020 : A review on batch and column adsorption of various adsorbent towards the removal of heavy metal, *J. of adv. Res. in Fluid Mech. and Ther. Sciences*, 67(2), pp.66–88.
  15. Vinodhini, V., Das, N., 2009 : Biowaste materials as sorbents to remove chromium from aqueous environment-comparative study, *J. of Agri. and Bio. Science*, 4(6), pp.19–23.
  16. Dubey, R., Bajpai, J., Bajpai, A. K., 2016 : Chitosan-alginate nanoparticles (CANPs) as potential nanosorbent for removal of Hg(II) ions. *Env. Nanotech., Monit. and Management*, 6, pp.32–44.
  17. Gupta, A., Sharma, V., Sharma, K., et al., 2021 : A review of adsorbents for heavy metal decontamination: growing approach to wastewater treatment, *Materials*, 14(16), 4702.
  18. Swarnalatha, K., Ayoob, S., 2016 : Adsorption studies on coir pith for heavy metal removal, *Inter. J. of Sustainable Eng.*, 9(4), 259–265.

---

### Shilpa K. Bawkar

- M.Sc. in Biotechnology, Pune University, 인도
  - Post Graduate Diploma in Environment and Sustainable Development, Indira Gandhi National Open University, 인도
  - 현재 Netaji Subhas University 박사과정 및 CSIR-NML 연구원
- 

---

### Manis K. Jha

- Ph.D. in Metallurgical Engineering, NIT (former RIT), 인도
  - 한국지질자원연구원 초빙연구원
  - 현재 Senior Principal Scientist, CSIR-NML (National Metallurgical Laboratory), 인도
- 

---

### Pankaj K. Choubey

- Ph.D. in Resource Recycling, 과학기술연합대학원대학교(KUST), 대전
  - Ph.D. in Chemistry, IIT (ISM) Dhanbad, 인도
  - 현재 Senior Project Associate, CSIR-NML (National Metallurgical Laboratory), 인도
- 

---

### Rukshana Parween

- M.Sc. in Environmental Science, Central University of Jharkhand, 인도
  - 현재 Senior Research Fellow, CSIR-NML (National Metallurgical Laboratory), 인도
- 

---

### Rekha Panda

- Ph.D. in Chemistry, IIT (ISM) Dhanbad, 인도
  - 현재 Senior Project Associate, CSIR-NML (National Metallurgical Laboratory), 인도
-

---

**Pramod K. Singh**

- Ph.D. in Biotechnology, Jiwaji University  
Gwalior, 인도
- 현재 Associate Professor & Head, Bio  
Technology Stream, Netaji Subhas University,  
인도

---

**Jae-chun Lee**

- 현재 한국지질자원연구원 자원활용연구본부  
책임연구원
- 당 학회지 제16권 3호 참조